

# Folding Stroller

## ASSEMBLY INSTRUCTIONS

Adult assembly required

### To Open Doll Stroller:

Pull front wheels away from handle (approximately 6") and spread handles apart until stroller is completely open. (See Figures 1 & 2)

### To Lock Doll Stroller Open:

Push down gently on lock until you hear the lock snap into place. (See figure 3)

**THIS MUST BE DONE TO PREVENT THE STROLLER FROM CLOSING ACCIDENTALLY.**

### To Fold Doll Stroller:

1. Push up on lock. (See Figure 3)
2. Push handles together and bring front wheels up until stroller is folded. (See Figures 1 & 2)

### CAUTION:

To be used under the direct supervision of an adult.  
This Folding Doll Stroller is a TOY.  
NEVER place or allow an infant or child inside.  
It is not made to support an infant or child.  
Store folded and out of children's reach.

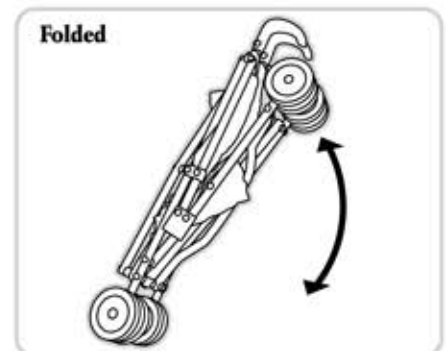


Figure 1

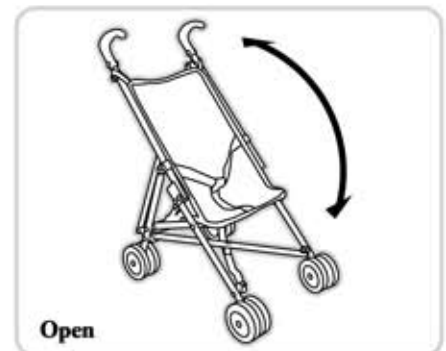


Figure 2

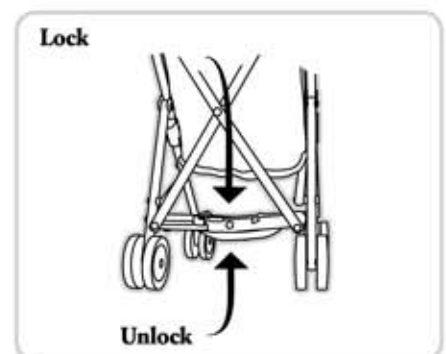


Figure 3