

Double Folding Stroller

ASSEMBLY INSTRUCTIONS

Adult assembly required

To Open Stroller:

Pull front wheels away from handle, (approximately 6") spread handles apart until stroller is completely open. (See Figures 1 & 2)

To Lock Stroller Open:

Push down gently on lock until you hear the lock snap into place. (See figure 3)

THIS MUST BE DONE TO PREVENT THE STROLLER FROM CLOSING ACCIDENTALLY.

To Open Canopy:

Lift canopy up and over to the front of the stroller. (See Figure 4)

To Fold Stroller:

1. Push up on lock. (See Figure 3)
2. Push handles together and bring front wheels up until stroller is folded. (See Figures 1 & 2)

CAUTION:

To be used under the direct supervision of an adult.
This Umbrella Doll Stroller is a TOY.
NEVER place or allow an infant or child inside.
It is not made to support an infant or child.
Store folded and out of children's reach.

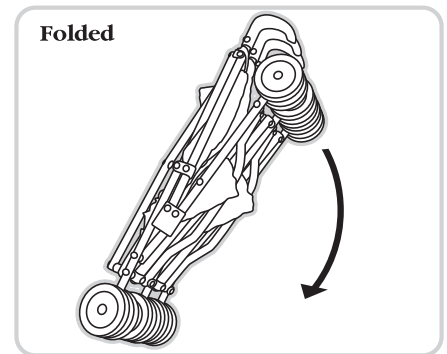


Figure 1

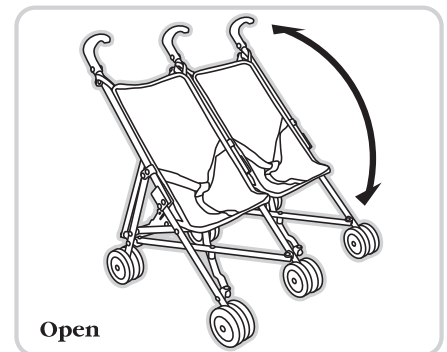


Figure 2

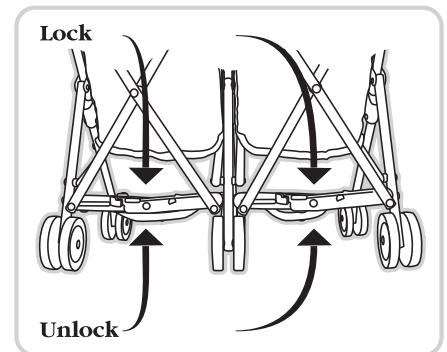


Figure 3

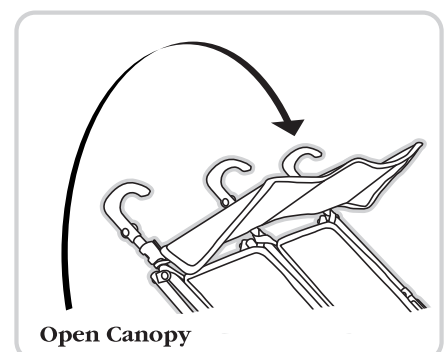


Figure 4